






How to make \$300 per day with clickbank

DAILY SALES SNAPSHOT

Date	Gross	Trend
Fri Jun05	\$293.26	
Thu Jun04	\$326.13	
Wed Jun03	\$310.97	
Tue Jun02	\$290.64	
Mon Jun01	\$390.29	

Here is the step-by-step instruction:

This method is a step-by-step process that works. The key is to take action.

We need products that we can promote and a YouTube account, where we will upload videos to promote products. You can find the products to promote on:

<https://www.clickbank.com/>
<https://www.markethealth.com/>
<https://www.sellhealth.com/>
<https://www.moreniche.com/>
<https://www.impactfive.com/>
<https://shareasale.com/>
<https://rakutenadvertising.com/>
<https://www.cj.com/>

(ClickBank is very popular and have very good digital product offers you can promote. Some people make over \$1000 daily as an affiliate)

As an example, I have chosen a ClickBank digital product where I will show you step-by-step how to pick up products on ClickBank,

how to make easy videos without knowledge and how to upload them. Also, I will show you how to push up your YouTube videos, which is very important.

Start with clickbank products, but I highly recommend that you do what I am teaching you with the products you choose on those sites. With the same technique, you can create videos for products on the other sites. Your income will blow away!

The good thing about this method is that after you are experienced, it will be no problem for you to upload several videos and make a passive income through promoting as an affiliate.

Even after a year has passed videos will be online and you will still make money from them. The more products you promote, the more money you will make.

Product Search

Go to the clickbank marketplace

Click on "Advanced Searched"

Click on "Show items with gravity" and choose "Between".

Set the column to between 10 and 30 (higher gravity means more competition). To eat up the competition, you need to learn the skills I am showing you.

After you earn some money with less competition, you can go with more gravity, which means more competition.

Now we get several results.

Pick one product you want to promote and have a look at their landing page.

The product you pick should look professional. Also, pick products with high prices and rebills. They will bring good autopilot money.

Hop Link

Example: I choose the product Bodyweight Burn.

Landing page:

<http://www.bodyweightburn.com>

After you have found your product, click on "**Promote**".

Enter your account nickname and click on "**Create**".

Your hoplink is created. When someone buys through your hoplink, you will get a commission.

Cloak with tinyurl.com:

I'm ready use tinyurl.com

Our link is cloaked. Our long hop link is now short:

Getting Product Keywords:

Now, we are going to perform a fast keyword search without losing too much time with an analysis of a keyword.

Go to <http://ubersuggest.org/> OR <https://neilpatel.com/> and enter the product name.

Most of the keywords are buyer keywords. People who search with those keywords on Google/YouTube are almost ready to buy, and we focus on them.

We don't want to lose much time on a product, so we choose just 5-10 keywords for 3-4 videos that we will upload.

Keywords that I chose for the videos:

bodyweight burn

bodyweight burn review

bodyweight burn pdf

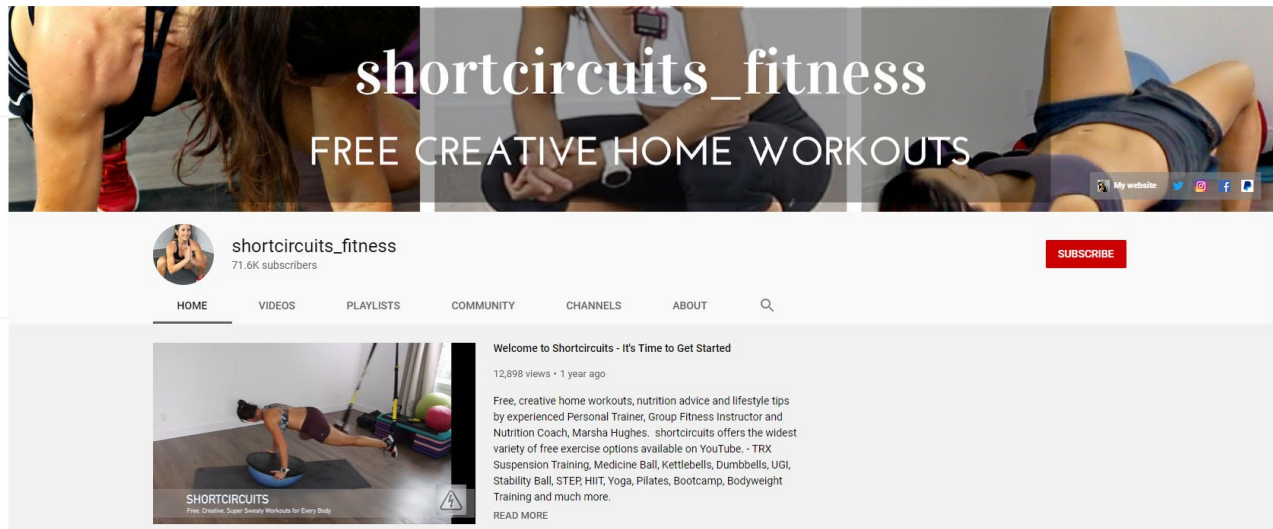
bodyweight burn download

Create your channel:

Create a new channel on your Youtube profile. Now, you need to brand to be suitable for your niche and make it seem professional. Proceed to create a logo, a profile picture, and a banner.

Then fill out your bio sections with a couple of keywords that have a high volume of research. You can use <http://ubersuggest.org/> or <https://neilpatel.com/> Everywhere to check out the stats.

This will ensure that your channel will not be considered as a robot or banned from the platform. Now that your channel is set it should look something like this:



Add Your Affiliate link To Video Descriptions:

Ask any YouTuber and they will tell you how important video descriptions are. Content creators use this section to summarize the content of the video, mention copyright details, integrate SEO features, and mention website links.

YouTubers also use this space to place affiliate links to sponsored content.

You can follow in their footsteps; however, simply copying and pasting links into your description box is not going to work. There are certain practices that you must observe to promote affiliate links.

First off, you need to find which companies have affiliate programs. You can find the entire list on

- <http://www.clickbank.com/>
- <http://www.markethealth.com/>
- <http://www.sellhealth.com/>
- <http://www.moreniche.com/>
- <http://www.impactfive.com/>
- <https://shareasale.com/>
- <https://rakutenadvertising.com/>
- <https://www.cj.co/>

Once you get approved for the listed companies' affiliate program, you can start integrating the links within your description box.

Another important thing to remember is to use link shorteners. Links in their natural state are unappealing to look at and can appear spammy.

To deal with this, you can use Bitly / <https://tinyurl.com/> or any other similar tool. When sharing such links, keep in mind to create a context by following the links with great CTAs.

The right kind of CTAs or Call-to-Actions can compel individuals to take the desired course of action. So, if you follow your links with context in the form of CTAs, you will be amazed by the positive hits you get!

Rank youtube Videos on Page 1 of youtube:

how to rank youtube videos?

Today i am going to teach you how to rank youtube videos on page 1 of youtube.

So you have a youtube video and you aren't getting enough engagement? Well I am here to help and tell you how to rank youtube videos fast on youtube.

Let me firstly explain more about youtube and exactly how it works. While Google is the biggest search engine online, Youtube comes in second.

Youtube is now the second largest search engine with 1 billion daily visitors. I mean, who wouldn't want a piece of that?

Youtube receives over 5 billion daily views... and that number is rapidly growing!

Trouble is when it comes to ranking youtube videos, this can be a bit of a challenge, especially if you are in a niche where the competition is solid, like weight loss for instance.

This is where I would like to introduce one of the best video marketing tools online ... [Mass Traffic Monster](#). A personal favourite tool of mine. I will show you how i use it for my youtube business online to rank hundreds of peoples youtube videos.

How To Rank youtube Videos With Mass Traffic Monster?

This is a tool you need if you wish to rank youtube videos. You can purchase this [here](#).

Over the years I have tried several [video marketing software](#) and to date this is the best , you cannot beat it. There is no monthly charges either, which makes it even better.

The software costs 60 dollars, a one off payment. Once you own this software, you will be able to [rank youtube videos](#) over and over again without having to pay any extra charges.

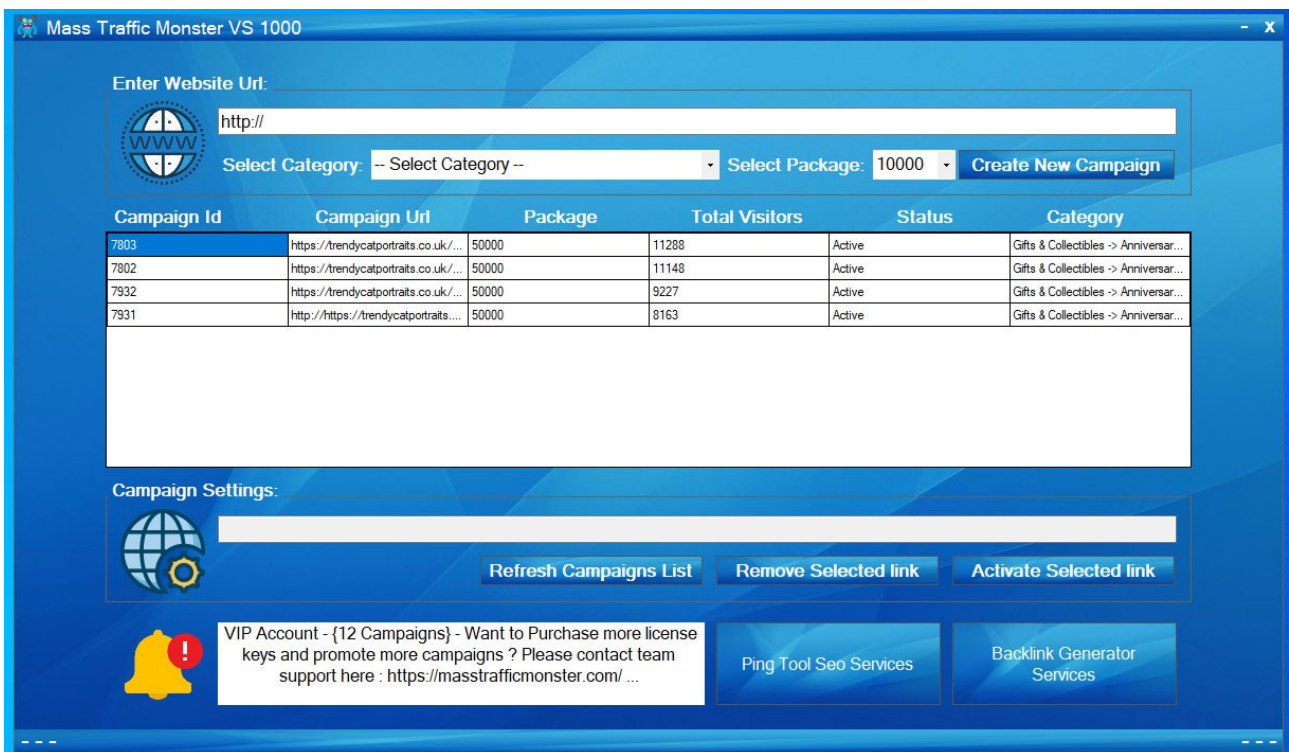
Once you have purchased the software from here, you will receive a confirmation to your email and a download link where you will be able to download the software with your License key and password.

Follow the steps below:

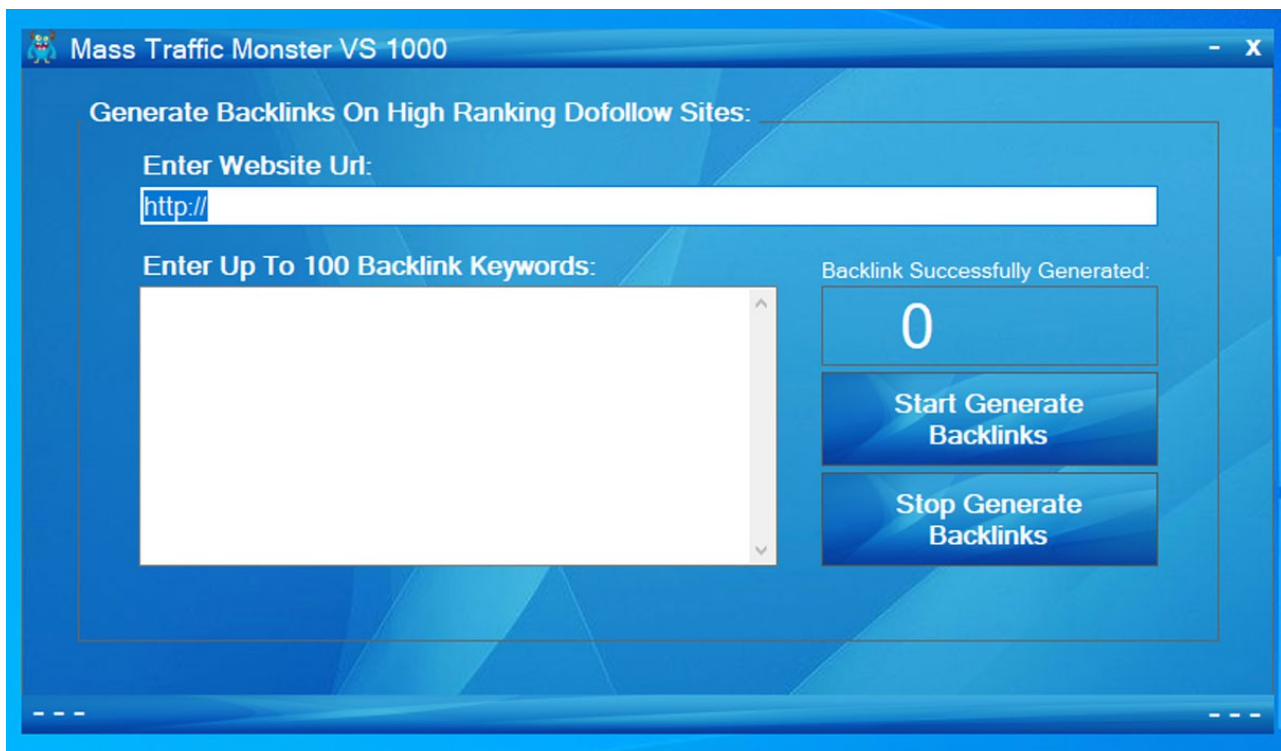
1. Once you have downloaded the software it will show on your desktop. Click on it and it will open.
2. It will then show the following screen



3. Now click License key and password. and it will say starting. You will then get a screen like below



Ok, so now we have the software open. The next step is to click on Backlink generator services at the bottom and you will be presented with a screen like below:

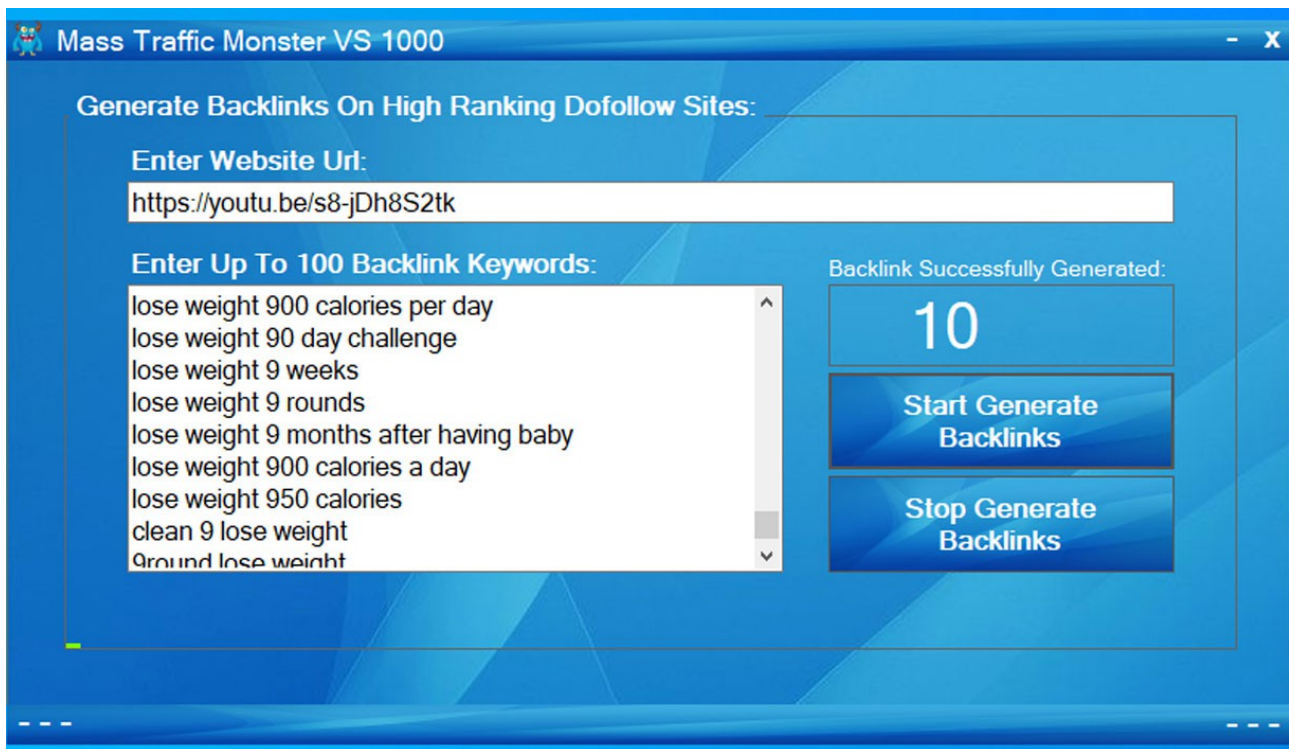


This is where all the magic happens. Let me show you exactly what to do.

*Add your youtube link to the top box .

*Add up to 100 Keywords to the Keywords box .

Click Start Generate Backlinks:



You will definitely make money, and it just takes some time to master these techniques.

My experience is:

- 1 of 10 products will make daily sales.
- 2 of 10 products will make a sale within a week.
- 3 of 10 products will make a sale within a month.
- 7 of 10 products will make a sale within 2-4 months.

Don't worry if some products don't make you money. Just move on and wait until it generates income someday. Just calculate for yourself: if you had uploaded 100 products, how much you would make? And uploading 100 products is not difficult.

Very Important: Use only 1-2 products on one YouTube account. If YouTube bans your account (which sometimes could happen), all your

effort and income could be lost. So, create as many accounts as possible so that it doesn't hurt you when they delete your videos. Then, you can re upload and it w'ont be a problem for you.

Please take action.
To your success!

[Clickbank cash machine Team](#)